

Our Ref.SP/sp/05/232/51

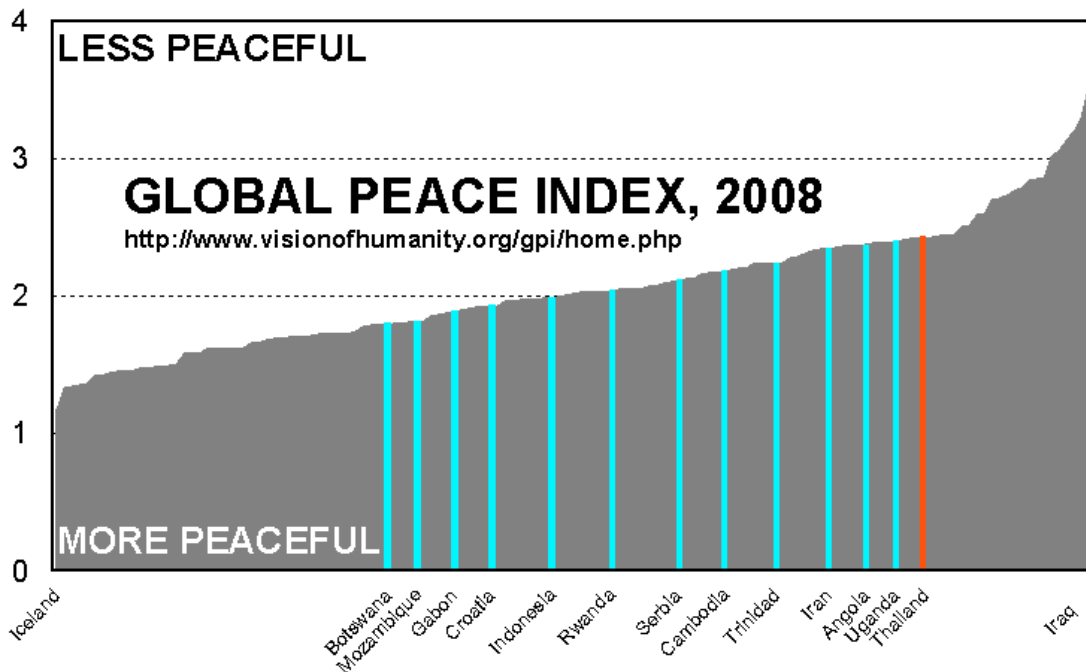
May 27, 2008

Mr.Clyde McConaghy
 President and CEO
 Global Peace Index (GPI)
 The Vision of Humanity
 PO Box 42
 St Leonards, NSW 1590
 Australia

Dear Mr. McConaghy:

COMMENTS ON YOUR GPI TOWARDS THAILAND

Recently, your organization released the GPI and Thailand was ranked at No.118 out of 140 countries. This implies that Thailand is less peaceful even than those countries with wars and unrests. This report is very questionable to me and would unfairly and negatively affect my country. Therefore, I write to prove to you that your report might be unreliable.

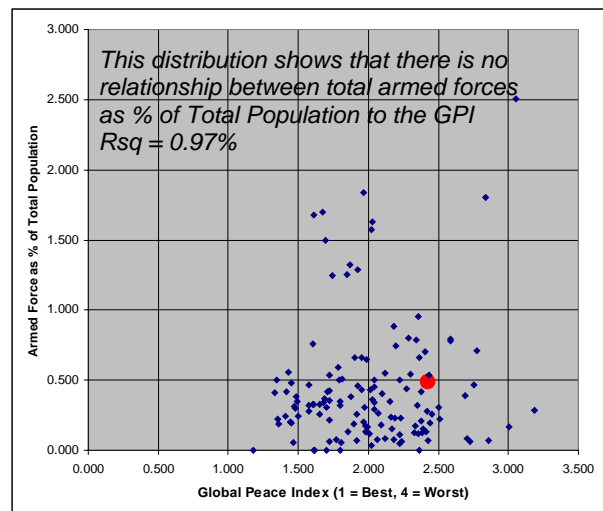
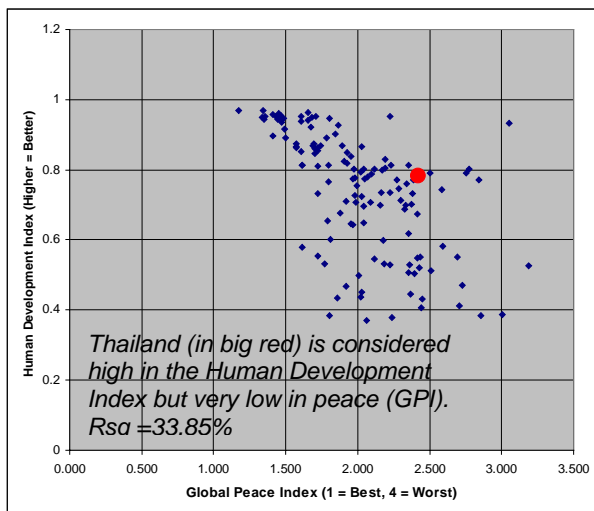


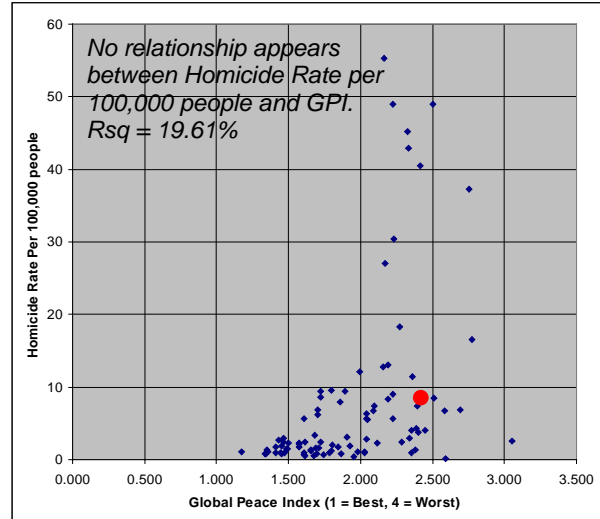
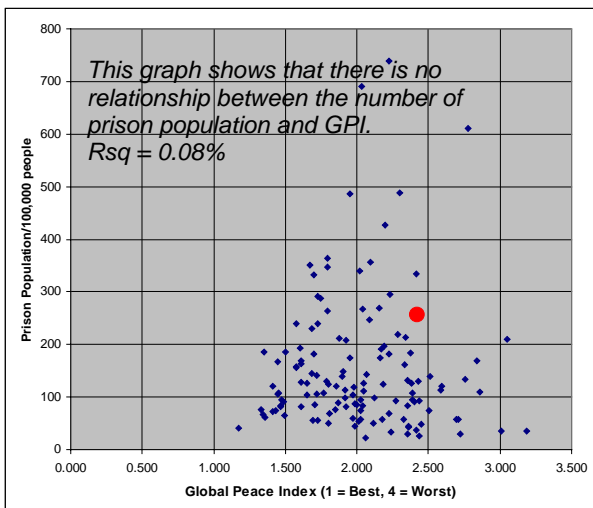
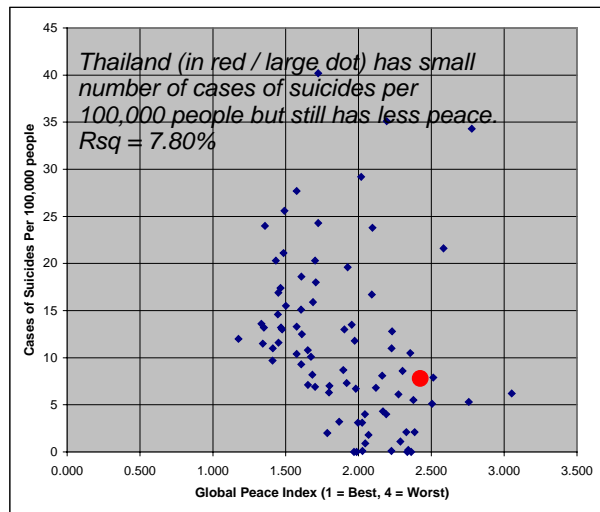
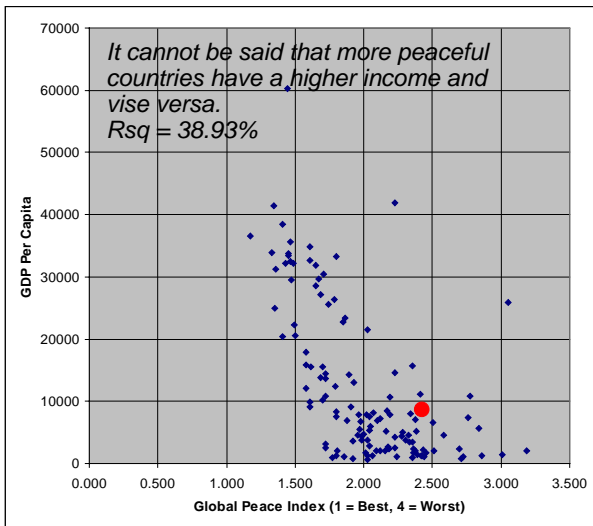
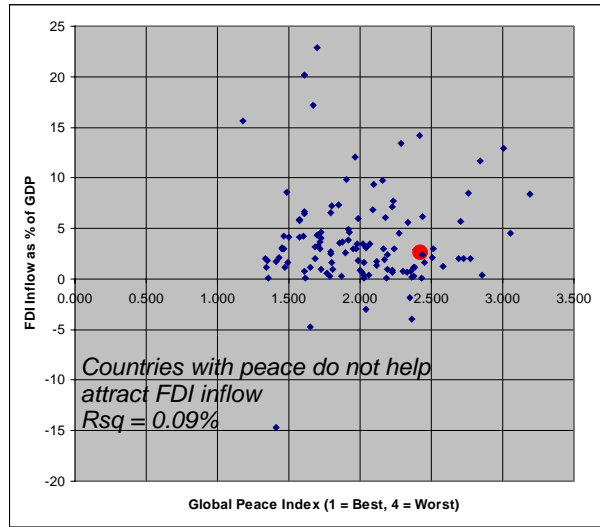
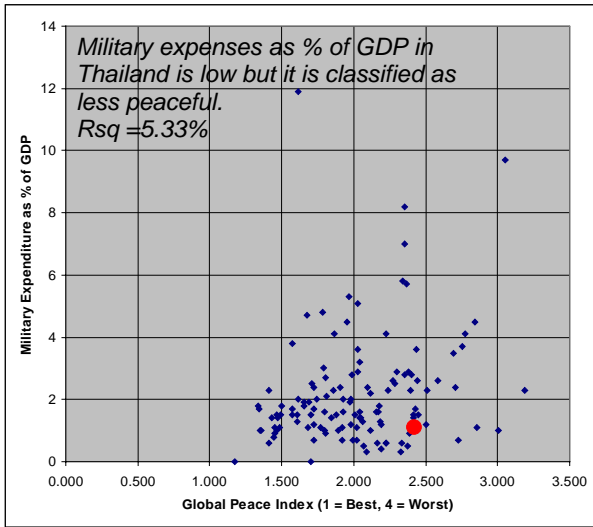
Little Correlation in GPI Data

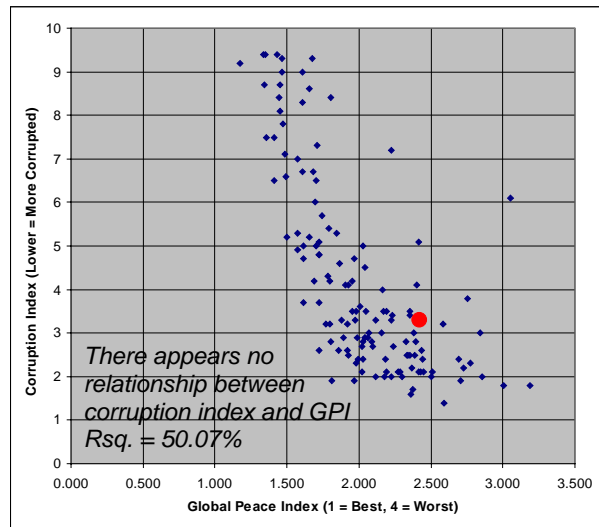
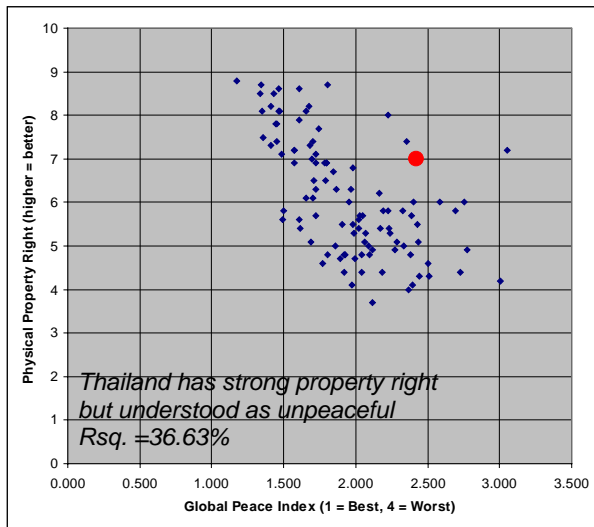
I may not be able to access your database to examine your methodology in detail; however, I have collected different variables which should affect the level of peace in a country and have carried out some analyses by using your GPI as the dependent variable. According to the regression analysis, none of the variables has a significant correlation with your GPI at all. Please see the following table for your information.

Correlation: the Global Peace Index & Various Independent Variables	
List of Independent Variables	R square
Human Development Index Value	33.85%
Total Armed Forces (as % of total 2005 population)	0.97%
Conventional Arms Transfers, Imports (1990 US\$ millions)	0.33%
Military Expenditure (% of GDP)	5.33%
Foreign Direct Investment, Net Inflows (% of GDP)	0.09%
Annual Consumer Price Index (%)	16.83%
GDP Per Capita, PPP (2005 International \$)	38.93%
% of Population below Poverty Line	17.70%
Gini Index	16.13%
HIV Prevalence (% aged 15-49)	3.57%
Life Expectancy at Birth, Annual Estimates (years)	27.08%
Suicide/100,000 pop	7.80%
Prison Population (per 100,000 people)	0.08%
Homicide Rate/100,000 pop	19.61%
Physical Property Rights	36.63%
Gender Equity	2.58%
2007 Corruption Index	50.07%
The Global Peace Index is the dependent variable for the regression analysis	

The computed R square of each independent variable to the GPI is obviously low. This simply implies that these variables should not be used to construct this GPI. In other words, the GPI computed might not be reliable. Please see the plots of some variables below where the correlation between the two variables cannot be traced.







Revision of the Run

The following table attempts to simplify the run for the GPI by using the variables below such as Human Development Index, armed forces, foreign direct investment, consumer price index, poverty, suicide, homicide, gender equity and the like.

A	B	C	D	E	F	G	H
2	Simple Comparison of the Illogical Score of the Global Peace Index						
3	Items	R Sq.	Average	Thailand	% Different	Grade	Calculation
4	Global Peace Index		2.02	2.42	20.28%	1.66	=2*D4/E4
5	Human Development Index Value	33.85%	0.73	0.78	7.49%	2.15	=2*E5/D5
6	Total Armed Forces (as % of Total 2005 Pop)	0.97%	0.44	0.49	10.72%	1.81	=2*D6/E6
7	Military Expenditure (% of GDP)	5.33%	2.30	1.10	-52.08%	4.00	=2*D7/E7
8	Foreign Direct Investment, Net Inflows (% of GDP)	0.09%	3.53	2.60	-26.38%	1.47	=2*E8/D8
9	Annual Consumer Price Index (%)	16.83%	5.81	4.50	-22.56%	2.58	=2*D9/E9
10	GDP Per Capita, PPP (2005 International \$)	38.93%	11198	8677	-22.51%	1.55	=2*E10/D10
11	% of Population below Poverty Line	17.70%	23.88	10.00	-58.13%	4.00	=2*D11/E11
12	HIV Prevalence (% aged 15-49)	3.57%	2.81	1.40	-50.18%	4.00	=2*D12/E12
13	Life Expectancy at Birth, Annual Estimates (years)	27.08%	67.25	69.60	3.50%	2.07	=2*E13/D13
14	Suicide/100,000 People	7.80%	10.82	7.80	-27.93%	2.77	=2*D14/E14
15	Prison Population (per 100,000 People)	0.08%	152.29	256.00	68.10%	1.19	=2*D15/E15
16	Homicide Rate/100,000 People	19.61%	7.47	8.47	13.43%	1.76	=2*D16/E16
17	Physical Property Rights	36.63%	6.09	7.00	14.90%	2.30	=2*E17/D17
18	Gender Equity	2.58%	6.56	9.90	50.83%	3.02	=2*E18/D18
19	2007 Corruption Index	50.07%	4.08	3.30	-19.13%	1.62	=2*E19/D19
20	Overall Average					2.44	=AVERAGE(G6:G19)
21	G7, G11, G12 computed to be somewhat over 4.0. Here, it is manipulated to be top at 4.0						

Each variable will be used to calculate the average value, which is assumed to be equal to 2, as in the Grade Point Average (GPA). Then the Grade is calculated. For example, in the case of the GPI, the average value is 2.02. The value of Thailand is 2.42. In this case countries which have a score close to 4 are less peaceful. Therefore, in the case of the GPA, the grade of Thailand in terms of GPI is 1.66. Please see Column H for the details of the calculation.

In the grade Column, scores that are above 2 are better than those below 2 (as in the case of the GPA). Finally, on Line 20, 2.44 is the GPA of Thailand, resulting from the average of all variables without any weighting. This means that Thailand should be above the average rather than far below the average as appeared in the 2008 GPI.

Contemporary Implication

There might be some phenomena that will create misunderstanding, and it is consequently unfair to interpret these with a negative image, for example:

- The 2006 coup might have temporarily destroyed our democratic image but it did not stop our country to further develop in democratic politics.
- The current political protests seem to be a disturbance. However, eventually these informal political movements will not be accepted by the public at large.
- The unrest in the deep south seems to be one major concern but limited to that particular area. Our foundation once estimated that during 2005 to 2007, the unrest caused the lost of US\$ 1.63 billion in real estate value
(http://www.thaiappraisal.org/pdfNew/Research/research_2007-05-215-land.pdf)

There are also other indices which are different than you, for example,

- The Global Corruption Index said Thailand was at No.63 out of 163 countries
(<http://www.transparency.org/content/download/18692/255272>)
- Thailand is the forth in the number of tourists in Asia Pacific in the 2007 report of the World Tourism Organization
(http://unwto.org/facts/eng/pdf/highlights/highlights_07_eng_lr.pdf)
- The Human Development Index of the UNDP indicated that Thailand was at No. 78 out of 177 countries (<http://hdrstats.undp.org/indicators>)

Therefore, this report on the GPI with misinterpretation, will have a unfair and negative effect on our country. Please reconsider and kindly revise your report with more care and responsibility. I look forwards to receiving your kind response.

Sincerely yours,



Sincerely yours,

Sapon Pornchokchai, Ph.D., MRICS
President, Thai Appraisal Foundation